

# Cheyenne Kindergarten

**Week Of:** April 6<sup>th</sup> – April 10<sup>th</sup>

Sample Schedule (Time)	Activity
15 minutes	Flipgrid (Posted Daily @ 9am)
15 minutes	Zoom “Good Things” (10-10:15am Daily)
3 minutes	Count to 120 Brain Break
15 minutes	iReady Math
3 minutes	Fun Brain Break
15 minutes	Choice PPT Lesson (Choose 1 a Day )
10 minutes	Specials (Choose 1 a Day)
15 minutes	RAZ Kids
3 minutes	Fun Brain Break
15 minutes	iReady Reading
10 minutes	Play Pink Cat Games

**View slides for more detailed explanations of each activity!**

**Office Hours: 10-11am & 3-4pm**

# Note To Parents

For your convenience, we tried to put everything you will need for the week in one place! In this PPT, you will find links for Flipgrid, iReady, our Cheyenne Kindergarten YouTube Channel, Brain Breaks, Raz-Kids, & Pink Cat Games. It also contains 5 quick “choice” lessons ( one for each subject) & Specials activities. Your little can pick ONE of these choice lessons PER DAY to complete. They will need your help reading the directions! Before you start the lesson, it is also a good idea to talk about the “Learning Target.”

We understand there will be a learning curve when using these digital platforms. Try your best! As teachers, we are also still trying to get a handle on this whole “distance learning” for 6-year-olds thing. It’s tough!! Use the sample schedule to help guide you, but make it work for your family’s needs and schedule.

As always, please let us know how we can best support you!!

*Miss Warren, Miss Barraza, & Ms. McGuire*  
**Office Hours: 10-11am & 3-4pm**

# Una Nota Para Padres

Padres de familia, para su conveniencia , pusimos todo a usarse en el mismo lugar! En este PowerPoint, va a encontrar enlaces para Flipgrid, iReady, nuestro canal de Youtube, Brain Breaks(videos para relajarse los niños), Raz-Kids, y Pink Cat Games. Este Powerpoint tambien tiene cinco lecciones rapidas (una por cada materia). Sus hijos pueden escoger una lecciones por dia que se tiene que completar. Necesitaran su ayuda para leer las instrucciones!

Nosotros entendemos que todo esto es muy nuevo, utilizando plataforma digitales. Aga su mejor esfuerzo! Nosotros como maestras estamos aprendiendo a usar las plataformas para los niños. No es facil! Por favor use el horario de calendario para guiarse, pero agalo funcionar para las necesidades y el horario que mas se ajusten para su familia.

Como siempre, por favor haganos saber si necesitan ayuda. Nostras estamos aqui para apoyarlos!! Muchas gracias, atentamente.

*Miss Warren, Miss Barraza, & Ms. McGuire*  
**Horas De Oficina: 10-11am & 3-4pm**

# Flipgrid

Login to Flipgrid (link below) & respond by sending your own video back! There will be a new Flipgrid posted each day at 9am. You can respond at any time throughout the day!

<https://flipgrid.com/warren3516>

\*\*\*Passwords: Your child's password is the last 4 digits of his/her PUSD login.

# Zoom “Good Things”

We want to interact with the littles as much as possible. Just like at school, we want to start each day sharing our “good thing.” Have your little join us each morning from 10-10:15am! Please see the email from your child’s teacher for the invite links you will need for the week.

**\*\*\*Disclaimer:** Zoom is a 3<sup>rd</sup> party site that is not affiliated with the Peoria Unified School District. Please follow internet safety guidelines.

\*\*\*Miss Warren will teach a lesson on this slide using Flipgrid! To watch the gif below, view PPT in Slideshow.

## Vocabulary Word of the Week

# extinguish

To stop a fire from burning; to put out a fire.



Can you use our word in a sentence?

# Word of the Week Tutorial for Parents

\*\*\*To make this slide interactive, open the "Interactive PPT Slides" in our email & then press play.

The screenshot shows a Microsoft PowerPoint presentation titled "Kindergarten" by Melissa Warren. The presentation is in edit mode, showing two slides. Slide 5 is titled "Vocabulary Word of the Week" and features the word "glum" in a large, stylized font. Below the word is the definition: "Sad or quiet because you are disappointed or unhappy." and a photo of a young child with a sad expression. The text "Can you use our word in a sentence?" is at the bottom of the slide. Slide 6 is titled "iReady" and provides instructions for accessing the PUSD portal. The text "Can you use our word in a sentence?" is at the bottom of the slide. The presentation is titled "Kindergarten" and is being edited by Melissa Warren. The interface shows the ribbon with tabs for File, Home, Insert, Draw, Design, Transitions, and Animations. The Animations tab is active, showing options for Pause, Select Area, Audio, and Record Pointer. The status bar at the bottom indicates "Slide 5 of 22" and the time is 5:19 PM on 3/27/2020.

\*\*\*Miss Warren will teach a lesson on this slide using Flipgrid! To watch the gif below, view PPT in Slideshow.

**Vocabulary Word of the Week**

**glum**

Sad or quiet because you are disappointed or unhappy.

Can you use our word in a sentence?

\*\*\*Miss Warren will teach a lesson on this slide using Flipgrid! To watch the gif below, view PPT in Slideshow.

**Vocabulary Word of the Week**

**glum**

Sad or quiet because you are disappointed or unhappy.

Can you use our word in a sentence?

**iReady**

Click on the link below to go to the PUSD portal. From there, click on "Educational Resources" on the left of your screen. Next, find the iReady icon and click on it!

<https://employee.pusd.net/SitePages/Employee%20Portal.aspx>

Slide 5 of 22

5:19 PM  
3/27/2020



# iReady

Click on the link below to go to the PUSD portal. From there, click on “Educational Resources” on the left of your screen. Next, find the iReady icon and click on it!

<https://student.pusd11.net/SitePages/Home.aspx>



# Count to 120

Click on the link below and count to 120 everyday with Jack Hartmann!

<https://www.youtube.com/watch?v=f6NFQMILIGc>

# Fun Brain Breaks

Milkshake: <https://www.youtube.com/watch?v=dNL6RwymoNg>

Pop Si Ko: <https://www.youtube.com/watch?v=Pwn4bejalQE>

Hokey Pokey: <https://www.youtube.com/watch?v=aVAnoqxKAAc>

Purple Stew: [https://www.youtube.com/watch?v=\\_NWYeVyZz9I](https://www.youtube.com/watch?v=_NWYeVyZz9I)

Can't Stop the Feeling: <https://www.youtube.com/watch?v=KhfkYzUwYFk>

Animal Dance & Freeze: [https://www.youtube.com/watch?v=HpOe8Ingp\\_o](https://www.youtube.com/watch?v=HpOe8Ingp_o)

Freeze Dance: <https://www.youtube.com/watch?v=2UcZWXvgMZE>

Alphabet Hip Hop: <https://www.youtube.com/watch?v=UN2IUPBEjI8>

PE Exercise Game: <https://www.youtube.com/watch?v=4hGZqQpVvkQ>

\*\*\*Disclaimer: We have previewed all linked content, but make sure you monitor the ads on YouTube!

Choice #1

# Reading Lesson


Learning Target: I can read and spell the sight word /from/.  
I can read /ug/ family words.

Click the link below to watch Jack Hartmann teach the word /from/.

<https://www.youtube.com/watch?v=Zrf6cbplWKM>

Read the word below. Use the word in a sentence.

**from from from from**



Choice #1

# Reading Lesson

Learning Target: I can read and spell the sight word /from/.  
I can read /ug/ family words.

Click the link below to watch Jack Hartmann read /ug/ family words:

<https://www.youtube.com/watch?v=ByHwuuAsEmo>

Read the /ug/ family words below:

**bug**

**rug**

**tug**

**mug**

**slug**

Click on the link below to read an /ug/ family book!

<https://www.youtube.com/watch?v=zZBzXdVihCo>

Choice #2

# Writing Lesson

Learning Target: I can write the letter /Dd/.

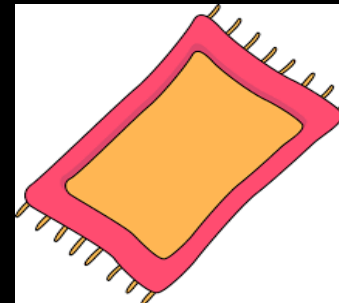

I can tap words and then write words.

Click on the link below to watch Ms. McGuire teach a lesson [on our YouTube channel] reviewing how to write the letter /Dd/!

<https://www.youtube.com/channel/UCOwtcHOW7IWmkPzDRejL5Bg>

Your turn! On a piece of paper (or on the Foundations paper on the next slide) write 5 of your best uppercase /D/'s and 5 of your best lowercase /d/'s.

Last, tap out the /ug/ family words below. After you tap out the words, write the words on a piece of paper. Take a picture of your paper and send it to your teacher!



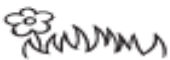
## Choice #2



---



---



---



---

# Choice #2



Handwriting practice section consisting of five rows. Each row includes a cursive letter on the left and a set of three horizontal lines (top, dashed middle, and bottom) for writing practice.

- Row 1: Cursive letter 'P' followed by three horizontal lines.
- Row 2: Cursive letter 'Y' followed by three horizontal lines.
- Row 3: Cursive letter 'E' followed by three horizontal lines.
- Row 4: Cursive letter 'G' followed by three horizontal lines.
- Row 5: Cursive letter 'B' followed by three horizontal lines.
- Row 6: Cursive letter 'V' followed by three horizontal lines.
- Row 7: Cursive letter 'W' followed by three horizontal lines.
- Row 8: Cursive letter 'A' followed by three horizontal lines.
- Row 9: Cursive letter 'I' followed by three horizontal lines.
- Row 10: Cursive letter 'O' followed by three horizontal lines.



Choice #3

# Math Lesson

Learning Target: I can name the number pairs that make 10.  
I can use the 10 frame to help me figure out how many more to “make 10.”

Watch the Jack Hartmann & Brain Pop Jr. video below to practice different ways to make 10!

<https://www.youtube.com/watch?v=ch7KzI3n2Zk>

<https://jr.brainpop.com/math/additionandsubtraction/makingten/>

Next, click on the link to our YouTube channel below to watch Miss Barraza teach “10 Frame Addition.” Use the Interactive 10 frame to solve the “Making 10” problems [found on the next 2 slides]. Write your answers on a piece of paper & email a picture of your paper to your teacher!

<https://youtu.be/YTH3hWK9-UM>

Choice #3

# Math Lesson

Learning Target: I can add numbers 0 through 5 quickly in my head.

I can use the 10 frame to add 2 numbers together.

$$5 + \underline{\quad} = 10$$

$$4 + \underline{\quad} = 10$$

$$3 + \underline{\quad} = 10$$



$$7 + \underline{\quad} = 10$$

$$9 + \underline{\quad} = 10$$

$$2 + \underline{\quad} = 10$$

$$0 + \underline{\quad} = 10 \quad (\text{Don't let it trick you!})$$

Unit **9** **KinderMath Interactive Ten Frame**

\*\*\*Because we sent this PPT as a PDF, this slide is not interactive. We attached the interactive slide to our original email!

Choice #4

# Science Lesson

Learning Target: I can explain what a plant needs to grow.  
I can explain the life cycle of a plant.  
I can label the parts of a plant.

The links below feature:

- "Life Cycle of a Plant" Video Lesson
- Digital Labeling of a Plant Activity
- "Build Your Own Plant" Game

<https://www.turtlediary.com/game/grow-a-plant.html>

<https://www.turtlediary.com/game/plant-parts-labeling.html>

Choice #5

# Social Studies Lesson

Learning Target: I can name community helpers and explain how they help my community.

Click on the link below to watch a short read aloud of the book "Helpers in My Community" on YouTube.

<https://www.youtube.com/watch?v=e-lWSHiPPBY>

Parents, ask your little the following questions after they listen to the story.

What and who might we find in a community?

How could you volunteer?

What might one do if there was an emergency?

How do some community helpers take risks each day?

# RAZ Kids

Click the link below, type in your teacher's username, find your child's name, & enter the "Reading Room." Read at least one book a day and answer the comprehension ?'s

<https://www.kidsa-z.com/main/Login/reset/student>

**Miss Warren-** mwarren417

**Miss Barraza-** abarraza2020

**Ms. McGuire-** tmcguire05

# Pink Cat Games

Your child's teacher will send you the link to Pink Cat Games for our classes.

If you are in Miss Warren's class, click "Students."

If you are in Miss Barraza or Ms. McGuire's classes, click "Groups" and then find your teacher's name.



# Specials

Here are the links to the Specials lessons for the week!

PE-

[https://pusdllnet-my.sharepoint.com/:b:/g/personal/egreiner\\_pusdll\\_net/Ea69GAGDOS5MuKGhy274MIMBa0zbf0lUiq0VaHXWlFs8w?e=q5t7SF](https://pusdllnet-my.sharepoint.com/:b:/g/personal/egreiner_pusdll_net/Ea69GAGDOS5MuKGhy274MIMBa0zbf0lUiq0VaHXWlFs8w?e=q5t7SF)

Art-

[www.flipgrid.com/artatcheyenne](http://www.flipgrid.com/artatcheyenne)

Music-

<b>Kinder Choice Board</b> SING & PLAY – A Sailor Went To Sea <a href="https://funmusicmembers.com/at-home-sample-1/">https://funmusicmembers.com/at-home-sample-1/</a>  (Week of 4/6 - 4/10) Singing SCAVENGER HUNT! Find a book or magazine in your house and look for singers or dancers.	Dancing Ask your parent to teach you the “Hokey Pokey Dance”. <a href="https://www.youtube.com/watch?v=NhZI-ghmyrU">https://www.youtube.com/watch?v=NhZI-ghmyrU</a>	Rhythm/Listening Go on an instrument hunt. What instruments do you have in your house?	Inquiry Research something that you are interested in.	Fun Sing your favorite songs.	Other Draw your teacher in a funny disguise.
--	---	---	---	----------------------------------	---