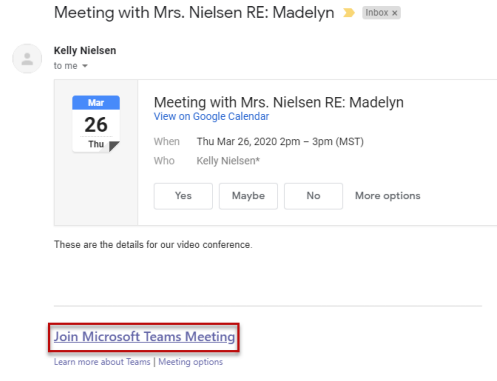


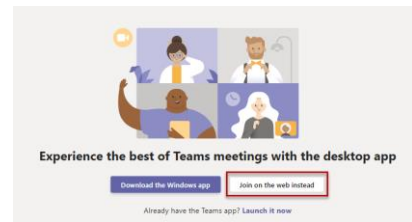
# Connecting to a Teams Meeting – Parent Guide

Note: If you have an iOS device, currently the default browser, Safari, does not work with Teams. You can, however, easily download the free Teams app from the app store for your phone. You can also copy and paste the link to a meeting into any other browser you may have already on your phone.

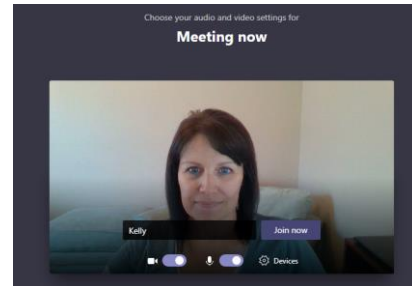
1. Open the email message and click **Join Teams Meeting** (at the scheduled meeting time).



2. Then click **Join on the web instead**.



3. Enter your **Name**, and toggle Video and Audio to ON.
4. Then click **Join now**.



NOTE: You may need to click the camera in your browser toolbar to allow access. There you can give access to the preferred microphone and camera.

