



# SchooLinks Parent/Guardian Login Guide



Peoria Unified has partnered with SchooLinks to provide students with a platform to develop Career and College Readiness skills. Parent/Guardian emails have been provided to SchooLinks. The following instructions will assist parent/guardians in the log-in process.

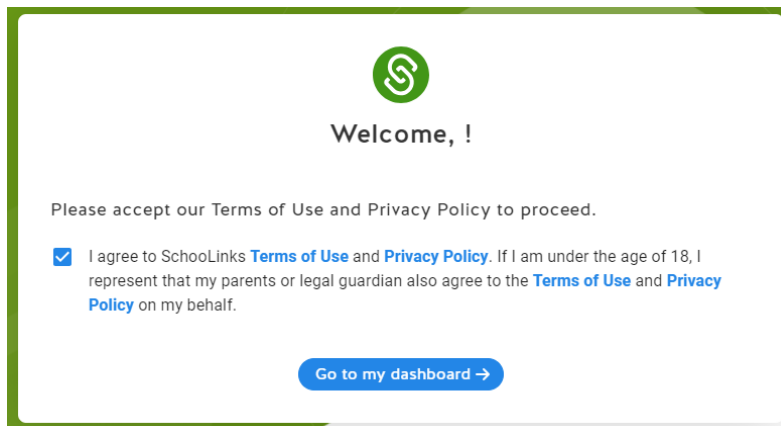
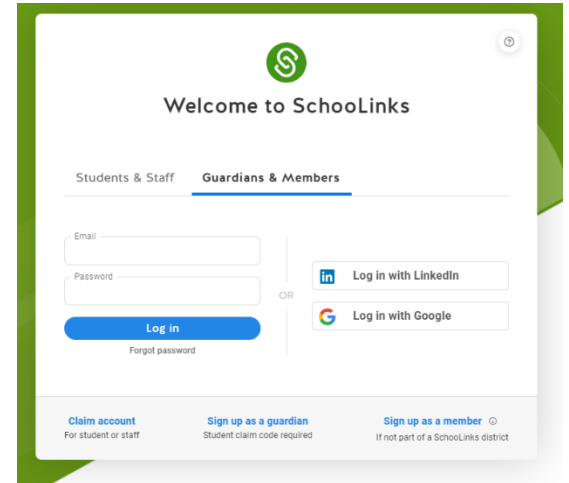
Visit: [app.schoollinks.com/login/member](http://app.schoollinks.com/login/member)

To access the login page for guardians. There are two options for logging in the first time.

1. Choose forgot password, **enter the same email address on file at the school**, create a password.



2. OR for google account/emails (only if that is the email on file with the school) choose



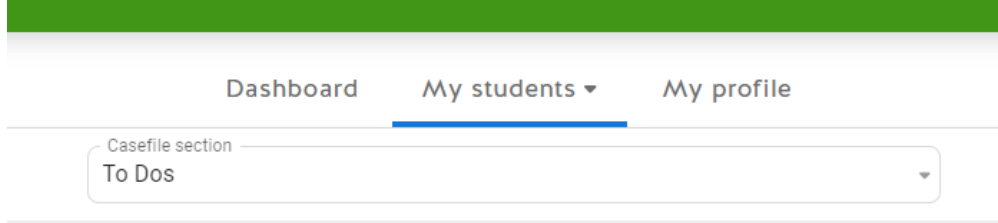
Accept Terms of Use and click Go to my Dashboard!

## Welcome to the Guardian Dashboard!!

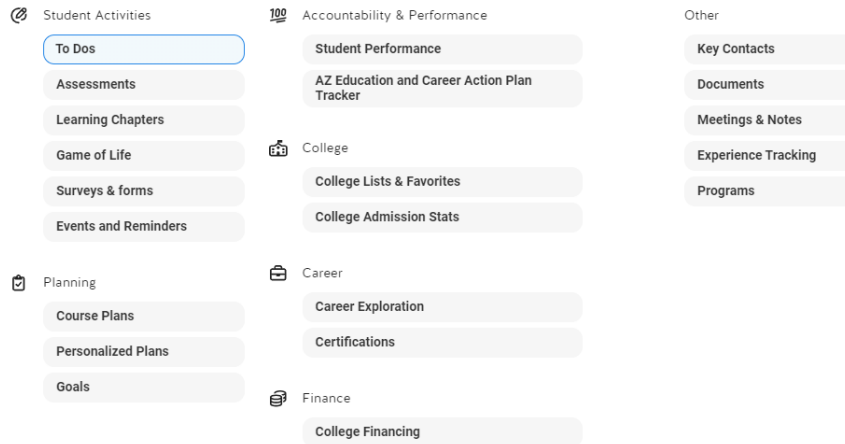
Once you are logged in, you will see your Guardian Dashboard which includes your 7-12<sup>th</sup> grade student enrolled Peoria Unified.

Use the side navigation or click on your student's name to explore other parts of the platform. You can see student's assessment results, review career interests, research careers, research colleges, explore scholarship opportunities, and more!


Click the down arrow and choose your student's name to view items they have completed.



Use the Casefile section drop down to select items to review:



If your student has completed activities, you can click any of the above selections and review the results. Please note: **Personalized Plans serve as the AZ Education Career Action Plan (ECAP). You will be requested to review and sign this annually.** The Personalized Plan and Course Planner will be utilized in the 24-25 school year.





The Sidebar, allows you to do your own searches regarding colleges, careers, and scholarships. Try this:

1. College: Click a college and review the Cost and Financial Aid section.
2. Career: Choose the Career Center to review the Most Job Openings in AZ, then click on a career to learn more!
3. Finances: will provide scholarship matching to your student!

Connect allows you to add your business information if you choose to. Since the platform is new to Peoria Unified, we are not currently using the Programs section.

A few Tips and Tricks to get started:

- The Help Center – provides support for the platform. 
- Click this button on the top left to return to the dashboard/home. 
- Use **Chrome** as the default browser for SchoolLinks.
- In Settings, select Language Translation to choose a language other than English.