

ANNUAL OVERRIDE AND BOND UPDATE

KEN HICKS, CFO

OCTOBER 26, 2017



PEORIA
UNIFIED SCHOOL DISTRICT

ANNUAL REPORTING REQUIREMENT

Per A.R.S 15-481 and 15-491, Districts with overrides and bond proceeds yet to be spent, must hold a public meeting each year between September 1 and October 31. At that meeting the District must provide information about how funds were used.

MAINTENANCE & OPERATIONS OVERRIDE UPDATE

	FY17	FY18 (Projected)
Supplement Extracurricular/Athletics	\$ 2.6 M	\$ 2.6 M
Support Schools	\$14.8 M	\$14.9 M
<ul style="list-style-type: none">• Class Size• P.E.• Nurses• Assistant Principals• Reading & Intervention Specialist• Gifted• Band, Music and Art		
• Support All Staff and All Day Kindergarten	\$ 6.3 M	\$ 6.3 M

ANNUAL BOND PROGRAM UPDATE

Background:

- \$180 million dollar bond program authorized in 2012
- Does not include land or new construction

2012 BOND PROGRAM

Bond Projects	Estimated Costs
Renovate and improve existing elementary schools (including furnishing and equipment, energy management systems, alternative energy and security systems)	\$67,200,000
Renovate and improve existing high schools excluding the structure otherwise known as Old Main on the Peoria High School campus (including furnishing and equipment, energy management systems, alternative energy and security systems)	\$47,800,000
Purchase public transportation and campus support vehicles	\$22,900,000
Purchase technology equipment and infrastructure to support access and connectivity as it relates to education and the classroom	\$40,400,000
Renovate and improve existing administrative facilities such as food services, transportation services, and maintenance facilities (including furnishing and equipment, energy management systems, alternative energy and security systems)	\$1,700,000
Total Bond Authorization	\$180,000,000

2012 BOND PROGRAM

Beginning fund balance at July 1, 2016	\$ 8,703,186
Revenue	\$ 28,273,350
Subtotal	\$ 36,976,536
Expenses	\$ (31,646,103)
Ending fund balance at June 30, 2016	\$ 5,330,433
Unsold bonds at June 30, 2017	\$ 54,800,000

Bond Projects	Original Project Budget on Voter Pamphlet	Current Project Budgets as of 6/30/17	Project Expenses Through 6/30/16	Prior Year Category Corrections as of 6/30/016	Updated Expenses Through 6/30/16	Project Expenses Through 6/30/17	Remaining Funds
Renovate and improve existing elementary schools (including furnishing and equipment, energy management systems, alternative energy and security systems)	\$67,200,000	\$67,200,000	\$30,155,746	\$12,469	\$30,168,215	\$9,715,447	\$27,316,338
Renovate and improve existing high schools excluding the structure otherwise known as Old Main on the Peoria High School campus (including furnishing and equipment, energy management systems, alternative energy and	\$47,800,000	\$47,800,000	\$19,856,221	\$55,407	\$19,911,628	\$8,331,815	\$19,556,557
Purchase public transportation and campus support vehicles	\$22,900,000	\$22,900,000	\$9,239,894		\$9,239,894	\$3,602,460	\$10,057,646
Purchase technology equipment and infrastructure to support access and connectivity as it relates to education and the classroom	\$40,400,000	\$39,100,000	\$27,139,775	\$982,006	\$28,121,781	\$8,723,387	\$2,254,832
Renovate and improve existing administrative facilities such as food services, transportation services, and maintenance facilities (including furnishing and equipment, energy management systems, alternative energy and security systems)	\$1,700,000	\$3,000,000	\$2,196,228	(\$1,049,882)	\$1,146,346	\$1,272,994	\$580,660
Total Bond Authorization	\$180,000,000	\$180,000,000	\$88,587,864	\$0	\$88,587,864	\$31,646,103	\$59,766,033

Note - Category budgets can be adjusted up to 10% of bonds sold to date per A.R.S. 15-491 K.

FY 2017 BOND PROJECTS

Elementary Schools –

- Fire Alarms – 2 sites
- Flooring – 10 sites
- HVAC – 4 sites
- Landscaping – 16 sites
- Lighting – 5 sites
- Roofing – 3 sites
- Security Systems – 10 sites

FY 2017 BOND PROJECTS

Elementary Schools –

- Parking lot – 1 site
- Fencing – 5 sites
- Playground/shade structure – 3 sites
- Front office – 3 sites

FY 2017 BOND PROJECTS




FY 2017 BOND PROJECTS




FY 2017 BOND PROJECTS



FY 2017 BOND PROJECTS



FY 2017 BOND PROJECTS



FY 2017 BOND PROJECTS

High Schools –

- Gyms – 2 sites
- Tennis Courts – 2 sites
- Track – 2 sites
- Fire Alarms – 1 site
- Flooring – 2 sites
- HVAC – 2 sites
- Weatherization – 3 sites
- Lighting – 2 sites
- Security Systems – 1 site

FY 2017 BOND PROJECTS



FY 2017 BOND PROJECTS



FY 2017 BOND PROJECTS



FY 2017 BOND PROJECTS



FY 2017 BOND PROJECTS



FY 2017 BOND PROJECTS

Administrative facilities

- Roof
- Lighting
- HVAC

Transportation

- 20 Buses
- 7 White Buses

FY 2017 BOND PROJECTS

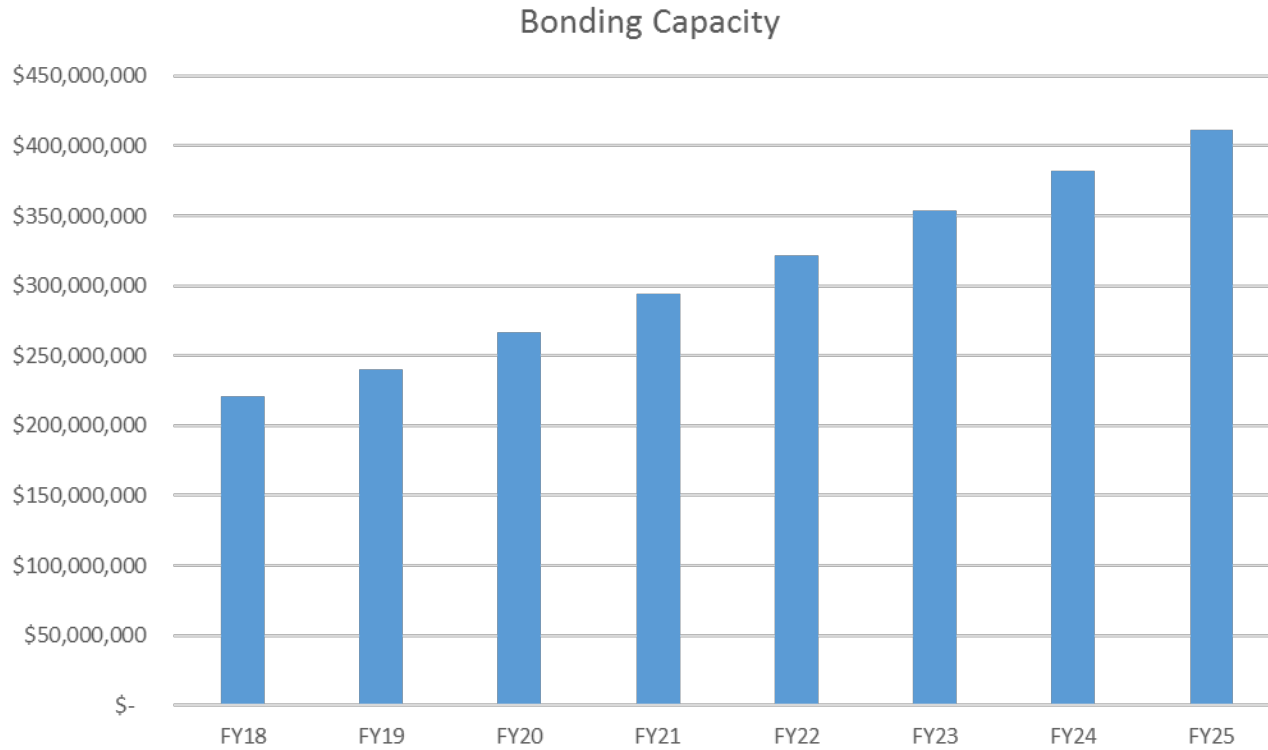
Technology –

- Computers
- Intercoms
- Network Equipment
- Printers
- Cabling

TAX RATE

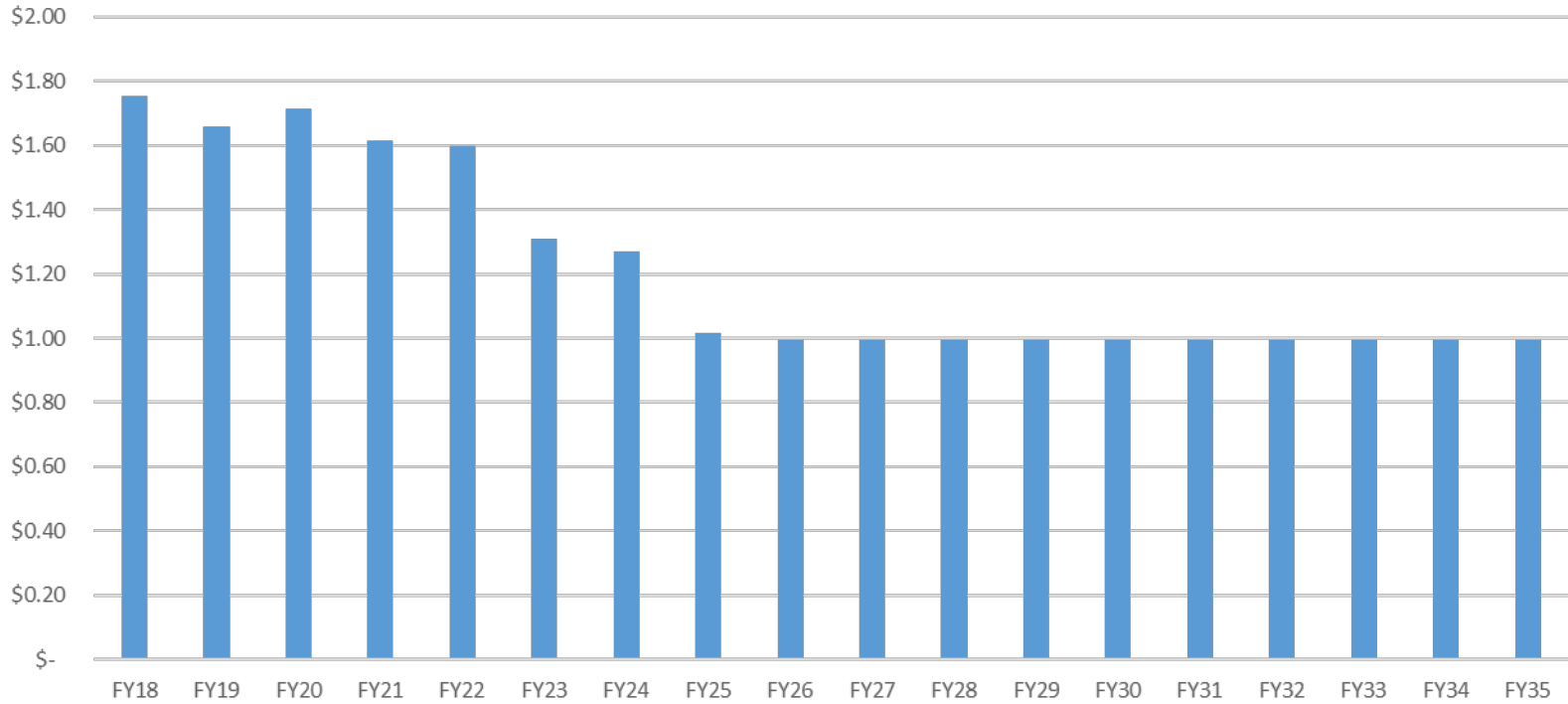
- Spread remaining sale of bonds \$54,800,000 (sold \$20,000,000 in July) over three years
- Tax rate
- Capacity

BONDING CAPACITY



BOND TAX RATE

Bond Tax Rate



FUTURE PLANS

Weatherization

Flooring

Fire Alarm

HVAC

Landscaping

Safety & Security

Solar arrays

QUESTIONS AND COMMENTS

