



Welcome

JENNIFER LUQUE

CENTENNIAL HIGH SCHOOL

LEAD SCHOOL COUNSELOR

Fasten Your Seatbelts

Getting Organized

SAI – FAFSA is NEW

Admission
Representative
Visits

College Visits

SAT vs ACT

The Holistic
Approach

Teacher
Recommendations

Summer Programs

EA/ED/RD

Getting Organized

E-mail address for your college search

Electronic folder

Paper file folder for land mail correspondence

Create a college list of 10-15 schools that you are interested in researching

Update your resume

Financial Aid is Changing!

FAFSA

FREE
APPLICATION
FOR FEDERAL
STUDENT AID



By Law
FAFSA must
released before
midnight on Dec 31

THE DELAYED OPENING DATE WILL IMPACT
NEW STUDENTS ENTERING FALL 2024 AND
THOSE CURRENTLY ENROLLED IN COLLEGE

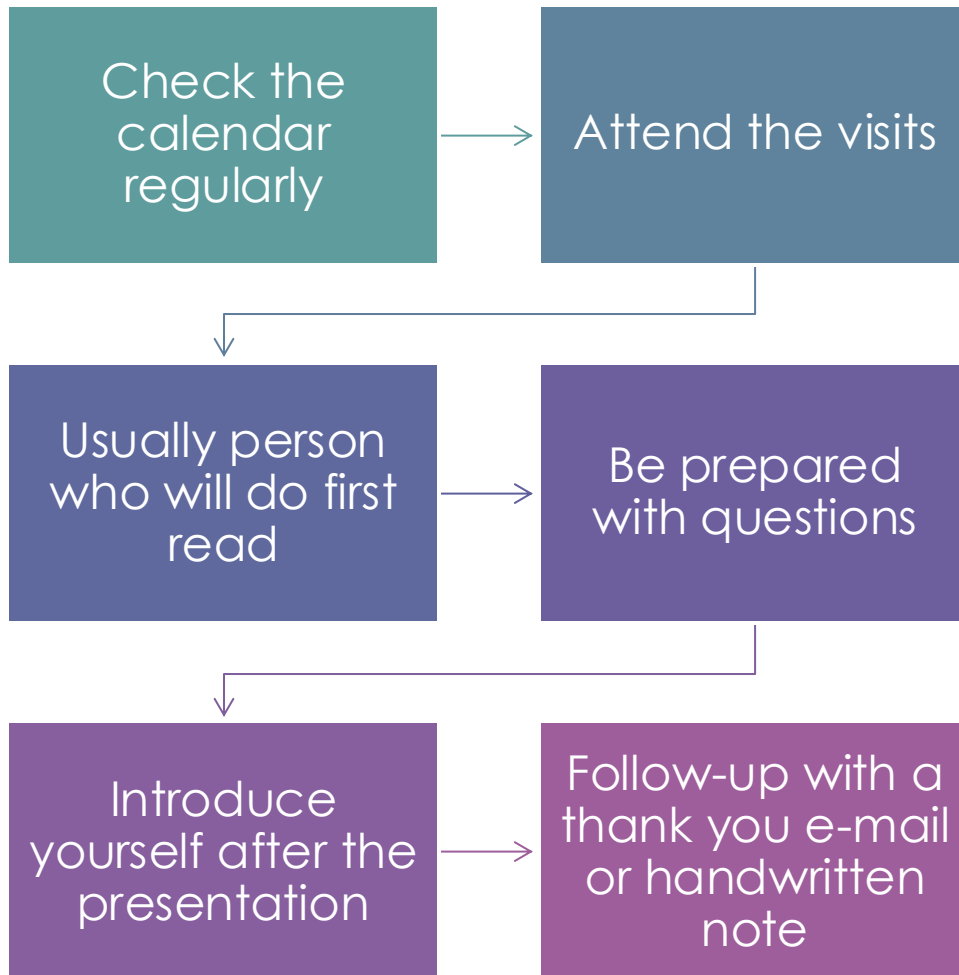
EFC Becomes SAI

EFC: Expected Family Contribution

- ▶ A calculation of the family's contribution to the student's education, from parent and student assets and income
- ▶ EFC was generally divided by the number of students enrolled at least 50% in college
 - ▶ 2 in college with \$10,000 EFC
 - ▶ \$5000 contribution for each student
- ▶ Split by quarter / semester

SAI: Student Aid Index

- ▶ A calculation of how much financial aid may be awarded to meet the student's calculated need
- ▶ SAI will not be divided by number in college
 - ▶ 2 in college with \$10,000 SAI
 - ▶ \$10,000 eligibility for each student
- ▶ **SAI is applied for each term**
- ▶ **Student has an automatic SAI of \$0 if a family does not file taxes**



Admissions
Representatives
Visits

The Value of College Visits

Help

Help determine if it's the right place for you

Connect

Connect with interesting and helpful people

Show

Show demonstrated interest

See

See how you relate to campus and students

Help

Help answer why you want to attend

Identify

Identify type/location of school

- Large, medium, small
- Private, public, liberal arts, etc.
- Urban, suburban, rural

Preparation is Key

Do

Do your homework

- Have background knowledge before visiting
- Website, publications, blogs, social media
- Prepare questions

Schedule

Schedule your visit – no more than 2/day

- At least two weeks in advance
- Try to visit while in session
- Fall break and spring break

Know

Know your Regional Admissions Rep

- Name
- E-mail
- This is who will first review your application

What to Schedule

Appointment with your Regional
Admissions Representative

Campus Tour

Informational Meeting

Ask if you can sit in a class

If possible, meet with a professor

Meeting with a coach (if
applicable)

Contact alums, or friends who
are current students

The Visit

1

Be prepared with directions

- Batteries can die
- GPS signals can be weak

2

Dress appropriately

- Only one first impression
- Wear comfortable shoes
- Plan for weather – umbrella, jacket

3

Be on time

- Plan for parking and traffic
- Anticipate an extra 10 minutes from parking to appointment

The Visit



**Be attentive
and interact
with those you
meet**



**Take pictures
and notes**

The schools will
begin to blur
together
Keep records on
every visit
Makes writing
thank you notes
easier



**Talk to
students**

Tour guides are
paid to help sell
the school – don't
base your
decision solely on
them
Ask open ended
questions



**Observe how
students
interact with
one another**



**Look at the
student
newspaper**

The Visit

01

Peruse bulletin boards

- See what's happening on campus
- Is it interesting?

02

Visit the Student Union

- Have a snack
- People watch
- Ask yourself if you could see yourself here

03

Leave time to visit the city/town

After the Visit



Take time to write more notes

Make a pro/con list

More notes will make it easier

Keep names and e-mails of those you spoke with



Send thank you e-mails or handwritten notes

Admissions people you met

Your tour guide

Professors, coaches, students you interacted with

SAT vs ACT & Testing in General

Need

- Not sure if current juniors will need

Recommend

- Recommend baseline for each test
 - Princeton Review and Kaplan offer “free” tests
 - Self-proctor tests

Focus on

- Focus on the one you score best

Plan

- Plan to take your first test between November and May of junior year

Register

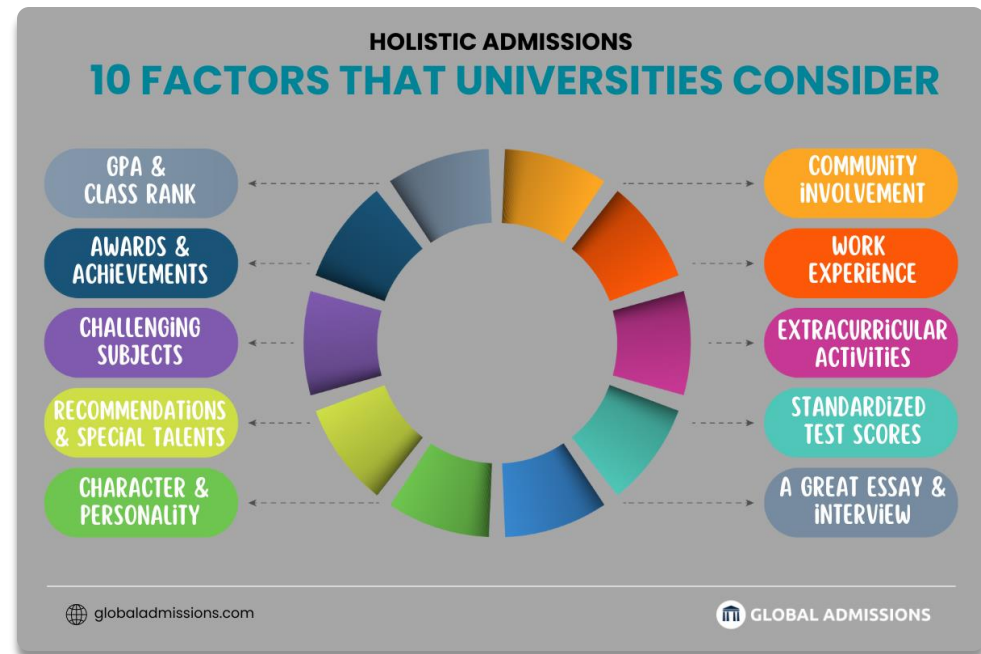
- Register at collegeboard.org for the SAT

Register

- Register at act.org for the ACT

Understanding Holistic Review

► “Individualized holistic review is a cornerstone of admissions among institutions with varying levels of selectivity. Despite the remarkable variability among institutions types – with respect to mission, setting, and more – key points of effective practice continue to guide the field.” (Coleman & Keith, College Board 2022)



University of California System



- ▶ CA Prop 209 passed in 1996 and prohibits the consideration of a applicant's race and/or gender in individual admission decisions
- ▶ Comprehensive review was created in response to the shift in population applying and enrolling
- ▶ UC Application nine campuses and one set of requirements (no interviews, no recommendations, transcripts, portfolios or research papers
- ▶ 13 Factors (removal of testing): These criteria include both quantitative and qualitative, academic and personal accomplishment
- ▶ Purpose of Personal Insight questions (350 words)
- ▶ Additional comments: Academic and Personal (550)

University of Oregon



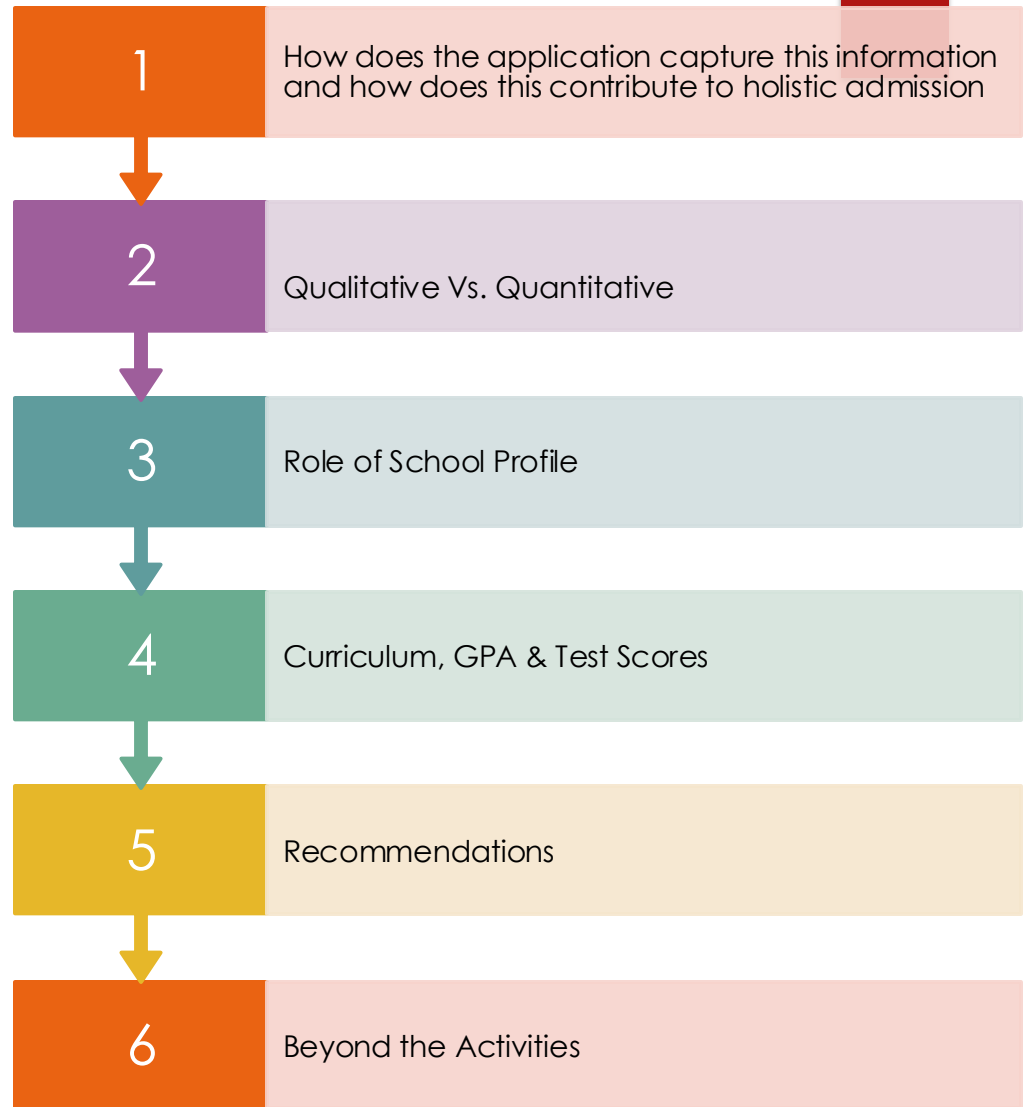
- ▶ Strength in Academic coursework and trend: 4yr Eng, 4yr Math, 3yr Science/Social Science, 2yr FL, rigor of elective coursework, cumulative/weighted GPA
- ▶ Personal Statement, secondary essay: Required secondary – optional unless applying for selective programs/scholarship
- ▶ Extracurricular activities/special talents

University of Michigan

- ▶ Individualized, holistic review process created in 2003 following Grutter v. Bollinger & Gratz v. Bollinger SCOTUS rulings
- ▶ Proposal 2 (Michigan 06-2) passed in 2006, prohibiting the consideration of race, color, sex, or religion in college admissions at publicly funded institutions
- ▶ Apply directly to one of nine UM schools/colleges
- ▶ Secondary School Academic performance
Grades, curriculum, test scores if provided
- ▶ Counselor & Teacher Recommendation
- ▶ Essays: Personal Statement, two supplemental (100-300/550 words)
- ▶ Awards/honors, involvement, leadership, service



Contextualizing Academic Factors



Teacher Recommendations

Not all colleges
require teacher
recommendations

- Common Application
DOES
- ASU, U of A, and NAU
DO NOT
- Barrett, the Honors
College DOES

Important to build
strong
relationships

Teacher will write
a
recommendation
based on
interactions within
the classroom

Provide a brag
sheet

Summer Programs

Now is the time to start thinking about how to best utilize your time next summer

Participate in a summer program

Work

Get a job or internship

Find an interesting summer camp

Volunteer

Travel

Take a summer school class at a Community College



Talk to seniors and ask them what they did this past summer

EA/ED/RD

EA I or EA II

- Early Action
- Non-binding
- Restricted EA
- December decisions

ED

- Early Decision
- Binding
- December decisions
- CSS Profile is required

RD

- Regular Decision
- March – April decisions

Take-aways

